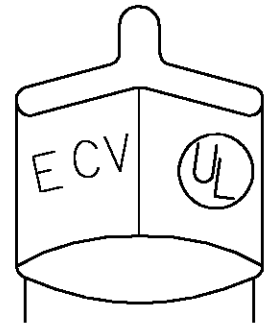
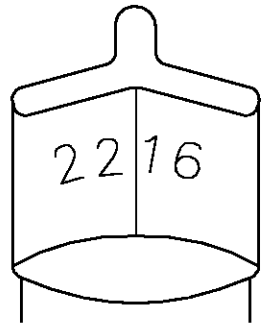



THIS DRAWING IS UNPUBLISHED. RELEASED FOR PUBLICATION  
 © COPYRIGHT BY TYCO ELECTRONICS CORPORATION. ALL RIGHTS RESERVED.

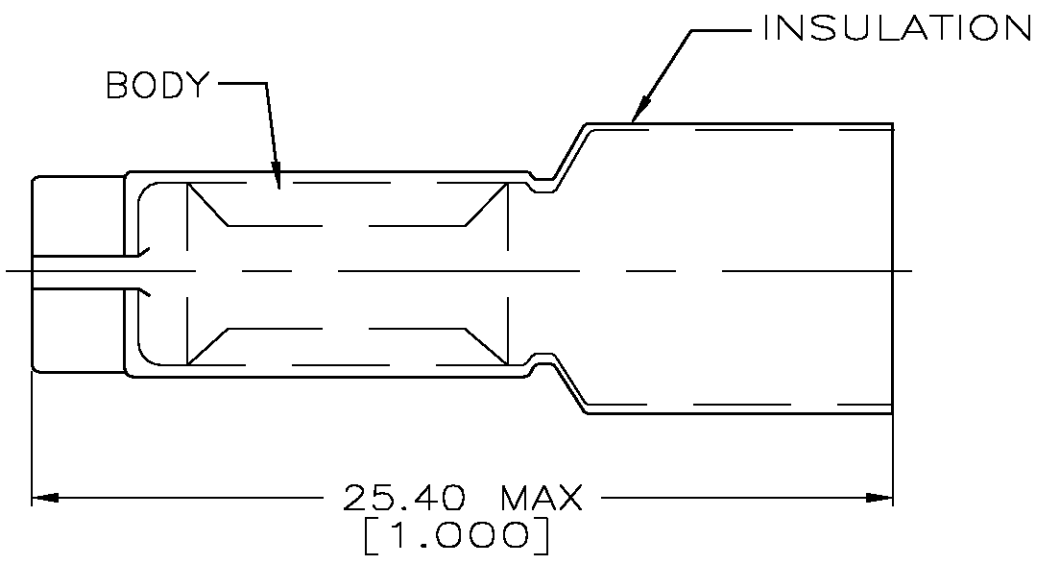
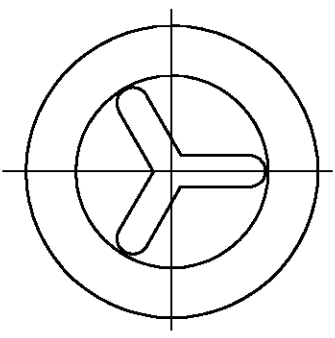
LOC	DIST	REVISIONS					
G	14	P	LTR	DESCRIPTION	DATE	DWN	APVD
		P		REV PER 0G3A-0256-04	12APR04	JR	TM



- 1 FOR 6.73 [.265] MAX WIRE INSULATION DIA
- 2 MATERIAL: BODY; STEEL  
INSULATION; PVC  
COLOR; TRANSLUCENT
- 3 FINISH: BODY; TIN PL. PER ASTM B545

STAMPING DETAIL

<b>AMP</b> WIRE RANGE	Listed	LR7189 Certified
22-16 AWG SOLID OR STRANDED	22-16 AWG SOLID OR STRANDED	22-16 AWG SOLID OR STRANDED



100	LOOSE PC,BOX	8-328890-1
2500	TAPE MOUNTED	2-328890-1
-	LOOSE PIECE	328890
QTY	DESCRIPTION	PART NO

<b>AMP INCORPORATED CUSTOMER SERVICE SYSTEMS</b>		<b>MAX RECOMMENDED OPERATING TEMPERATURE:</b> 105° C MAX	THIS DRAWING IS A CONTROLLED DOCUMENT.		DWN G KRUPER 1/93	Tyco Electronics Corporation Harrisburg, Pa 17105-3608			
FOR ADDITIONAL PRODUCT INFORMATION OR COPIES OF DRAWINGS AND TECHNICAL DOCUMENTS	PRODUCT INFORMATION CENTER 1-800-522-6752	VOLTAGE RATING: 600V MAX (BUILDING & WIRING) 1000V MAX (FIXTURES & SIGNS)	DIMENSIONS: INCHES	TOLERANCES UNLESS OTHERWISE SPECIFIED:	CHK R HERSEY 1/93	NAME SPLICE, WIRE, CLOSED END			
FOR APPLICATION TOOLING INFORMATION	TOOLING ASSISTANCE CENTER 1-800-722-1111	CIRCULAR MIL AREA: 1.65-2.47mm² [3248-4872] SOLID OR STRANDED		0 PLC ± - 1 PLC ± - 2 PLC ± 0.20 [.008] 3 PLC ± - 4 PLC ± - ANGLES ± -	APVD M ELLIS 1/93	PRODUCT SPEC -			
FOR ORDER ENTRY	1-800-526-5142	THIS DRAWING IS A CONTROLLED DOCUMENT FOR AMP INCORPORATED. IT IS SUBJECT TO CHANGE AND THE CONTROLLING ENGINEERING ORGANIZATION SHOULD BE CONTACTED FOR THE LATEST REVISION.	MATERIAL - 2	FINISH - 3	APPLICATION SPEC -	SIZE A3	CAGE CODE 00779	DRAWING NO C-328890	RESTRICTED TO -
CUSTOMER DRAWING						SCALE 4:1	SHEET 1	OF 1	REV P